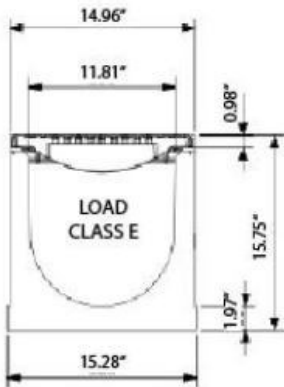


Number MAXI 300 Channel	Series MAX300 Trench Drain Channel MAXI 300
--	--





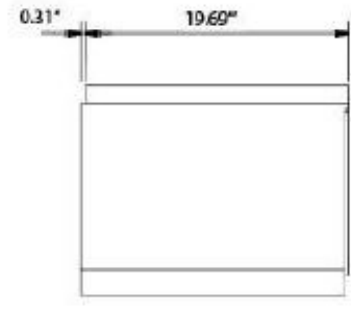
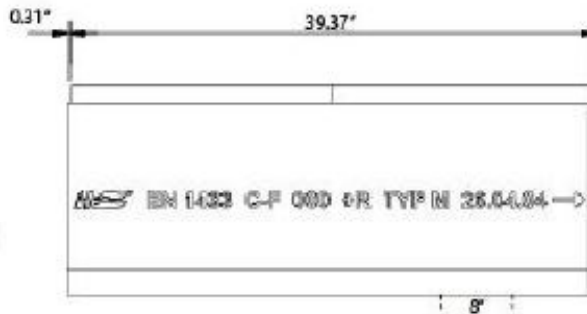
MAXI 300



Product Description	DI Class E grate	Weight (lbs)	DI ADA Class F grate	Weight (lbs)	A' invert (in)	B' invert (in)
Neutral 1M (39.36")	865-M12PN00EA	396.83	865-M12PN00FA	436.51	15.75	15.75
Neutral 1M (39.36")	865-M12PN00BEA	396.83	865-M12PN00BFA	436.51	15.75	15.75
Neutral .5M (19.69")	865-M12PN005EA	198.41	865-M8N005FA	121.25	15.75	15.75
Catch Basin .5M (19.69")	865-M12PCBEA	306.44	865-M12PCBFA	306.44	29.53	29.53

Channel with 2 grates, water intake area 173.60 sq. ins

Water Intake area 86.80 sq. ins



Manufacturer



Specification

HYDROTEC MAXI 300 SERIES FIBER REINFORCED CONCRETE WITH A DUCTILE IRON EDGE 12" WIDTH DRAINAGE CHANNEL. WITH SLOPE , SUPPLIED BY TRENCH DRAIN SUPPLY.

DISCLAIMER - The customer and the customer's architects, engineers, consultants, and other professionals are completely responsible for the selection installation and maintenance of any product purchased from Trench Drain Supply and/or its manufacturers. TRENCH DRAIN SUPPLY MAKES NO WARRANTY, EXPRESS OR IMPLIED, AS TO THE SUITABILITY, DESIGN, MERCHANTABILITY, OR FITNESS OF THE PRODUCT FOR CUSTOMERS APPLICATION. The drawing and information provided remain the property and copyright of the manufacturer listed. The manufacturer reserves the right to modify specification without notice.